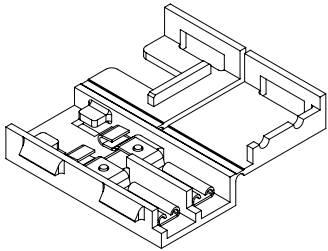




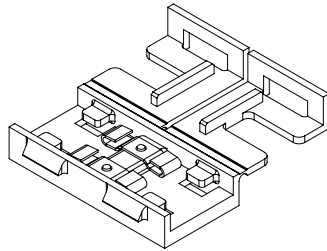
CLICKTIGHT™ PRO



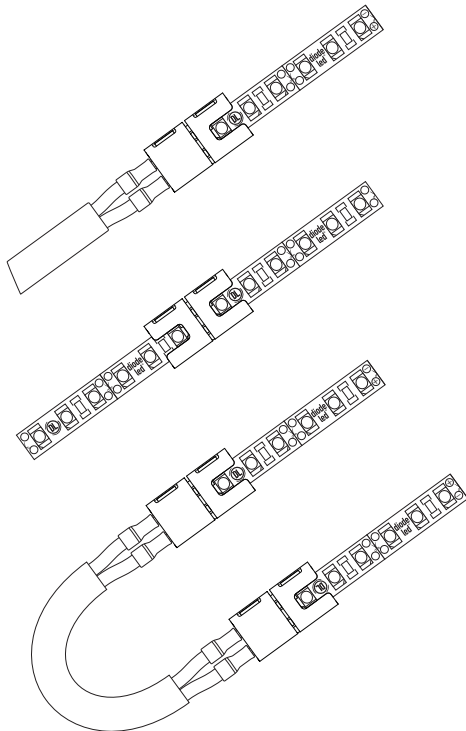
SPECIFICATION SHEET



CLICKTIGHT PRO Tape-To-Wire



CLICKTIGHT PRO Tape-To-Tape



OVERVIEW

CLICKTIGHT PRO makes connecting power to tape light installations safer and easier than ever before with a new patent pending design. The new solder-less connector snaps firmly at tape light cut points to ensure a secure electrical connection, out-performing other tape light connectors on the market.

CLICKTIGHT PRO is available in two models:

- 1. CLICKTIGHT PRO Tape-to-Wire Connector:** Connect Diode LED tape light to your custom length of wire via spade connection (24- 18AWG). Ideal for use as a low voltage power feed or as a bending extension to jump corners and obstacles.
- 2. CLICKTIGHT PRO Tape-to-Tape Connector:** Use for mending identical Diode LED tape light lengths into a continuous linear run.

FEATURES & BENEFITS

- No special cutting required for high density tape lights.
- Fits in CHROMAPATH™ Aluminum channels for building your own custom LED fixture*.
- Tape-to-Wire connector attaches directly to 24 - 18AWG wire.
- Conforms to Diode LED's 2108 Low Voltage Lighting Systems Certification E469769 for field installation when installed with Listed 12V DC and 24V DC tape lights.
- Max Load: Class 2 only- 12V 60W (5A) / 24V 96W (4.12A)

**Not compatible with CHROMAPATH Recessed Slim Aluminum Channel.*

APPROVED LED FIXTURES

CLICKTIGHT PRO is compatible with the following Diode LED solid color 12V and 24V tape light and fixtures:

AVENUE 24™
BLAZE™
FLUID VIEW®

ULTRA BLAZE™
VALENT™

COLORS & FINISHES



White

Item #	
Project	

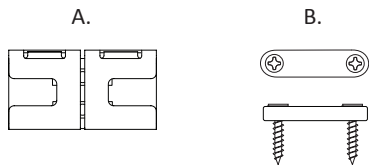
SPECIFICATIONS

- cULus Listed (US & Canada) Low Voltage Lighting System #E469769 when installed with Listed 12V DC & 24V DC LED Tape Lights.
- Max Load: **Class 2 only** - 12V 60W (5A) / 24V 96W (4.12A)
- Indoor use only.

KIT MODELS

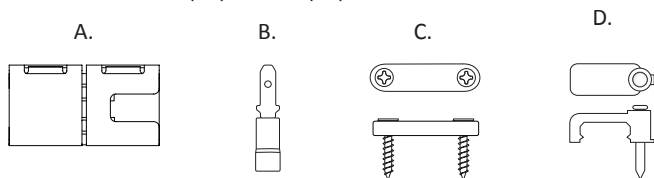
Tape-To-Tape Kit: DI-CKTP-TTT-5

- A. CLICKTIGHT PRO Tape-To-Tape Connector (5)
- B. Tape Light Fastener (10) & Screws (20)



Tape-To-Wire Kit: DI-CKTP-TTW-10

- A. CLICKTIGHT PRO Tape-To-Wire Connector (10)
- B. Spade Connector - 22AWG - 18AWG (25)
- C. Tape Light Fastener (10) & Screws (20)
- D. Wire Fastener (10) & Nails (10)

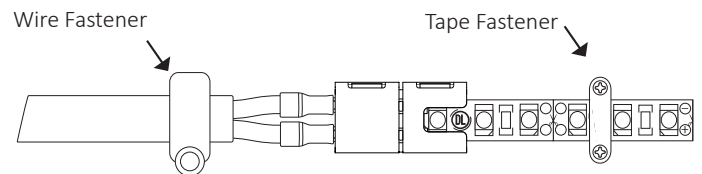


APPLICATION

Tape-To-Wire Kit Configuration - *Power Lead*

Components for install:

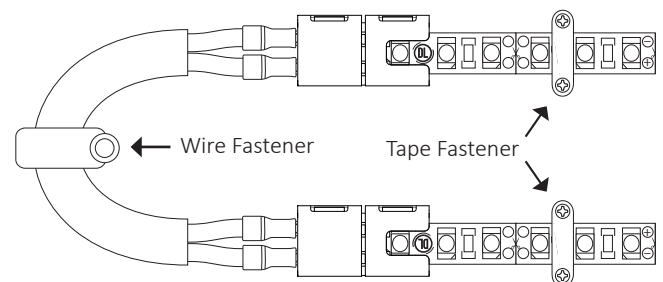
- 1x CLICKTIGHT PRO Tape-To-Wire Connector
- 2x Spade Connectors
- 1x Tape Fastener
- 1x Wire Fastener
- Applicable Wire (sold separately)



Tape-To-Wire Kit Configuration - *Bending Extension*

Components for install:

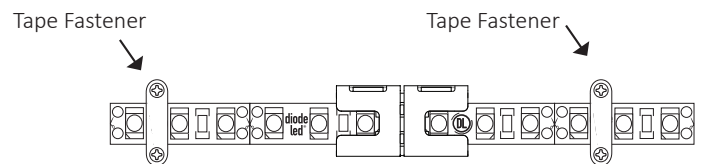
- 2x CLICKTIGHT PRO Tape-To-Wire Connectors
- 4x Spade Connectors
- 2x Tape Fasteners
- 1x Wire Fastener
- Applicable Wire (sold separately)



Tape-To-Tape Kit Configuration

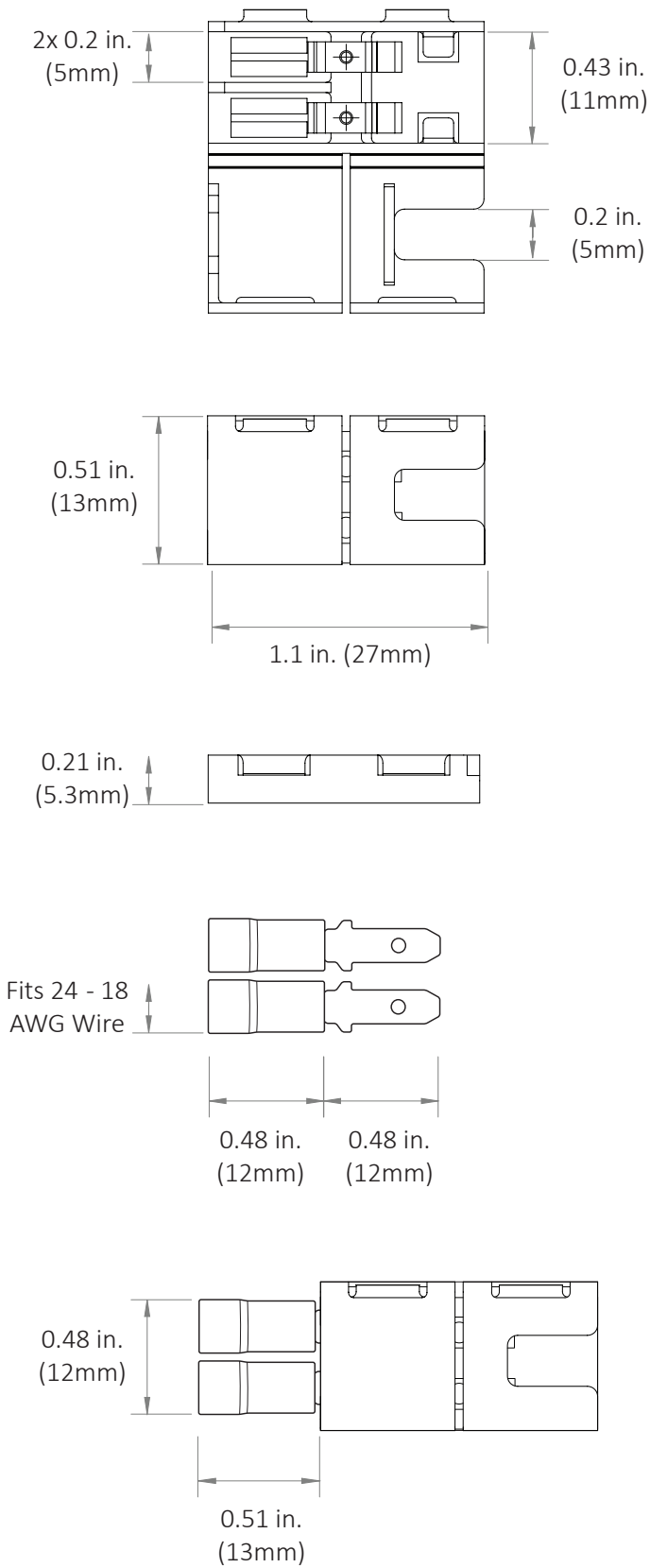
Components for install:

- 1x CLICKTIGHT PRO Tape-To-Tape Connector
- 2x Tape Fasteners

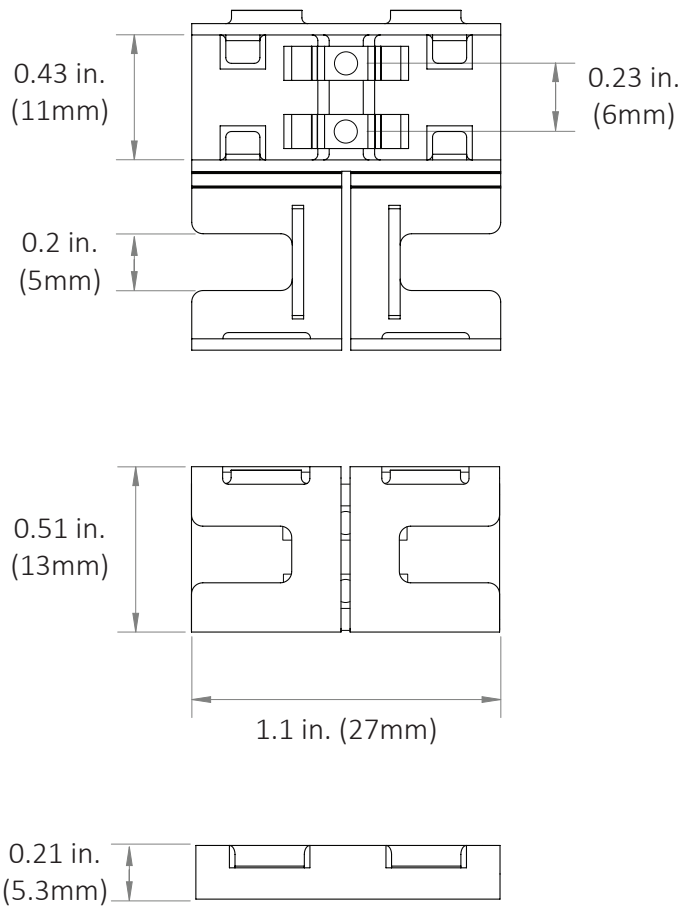


MECHANICAL DIAGRAM

Tape-To-Wire



Tape-To-Tape



SAFETY / WARNINGS / DISCLOSURES

1. Install in accordance with national and local electrical code regulations.
2. This product is intended to be installed and serviced by a qualified, licensed electrician.
3. DO NOT exceed Class 2 limit when loading CLICKTIGHT PRO.
4. Only install compatible 12 V or 24 V Constant Voltage DC tape lights or warranty will be void.
5. Suitable for indoor / dry installation.
6. To compensate for voltage drop, ensure applicable gauge in-wall rated wire is installed between driver and tape light
7. Do not modify product beyond instructions or warranty will be void.

WARRANTY

Limited Warranty

This product has a five (5) year limited warranty from the date of shipment. This warranty does not include the additional accessories referenced in this specification sheet. Complete warranty details for fixtures and additional accessories are available at www.DiodeLED.com under the 'Tools & Resources' tab. For warranty related questions please contact product support.

Consumer's Acknowledgment

Diode LED stands behind its products when they are used properly and according to our specifications. By purchasing our products, the purchaser agrees and acknowledges that lighting design, configuration and installation is a complex process, wherein seemingly minor factors or changes in layout and infield adjustments can have a significant impact on an entire system. Choosing the correct components is essential. Diode LED is able to work with the original purchaser to make an appropriate product selection to the extent of the limited information that the customer can provide, but it is virtually impossible for Diode LED to design a system that foresees every unknown factor. For this reason, this Warranty does not cover problems caused by improper design, configuration or installation issues. Any statement from a Diode LED employee or agent regarding a customer's bill of goods and/or purchase order is NOT an acknowledgment that the products purchased are designed and configured correctly. The purchase agrees and acknowledges that it is the customer's responsibility to adhere strictly to all information contained in the Product Specification Sheets.

There is often more than one way to design, configure and layout an LED lighting application properly to achieve the same lighting effect. Diode LED strongly recommends that licensed professionals be used in the design and installation of lighting systems that include Diode LED products. The specifications include important information that a designer and installer should carefully review and strictly follow. Qualified designers and certified and/or licensed installers, with access to the final installation environment, customer goals, and Diode LED product specifications can make the requisite decisions appropriate for a successful finished lighting application.



© 2015 Elemental LED Inc. All rights reserved.
Specifications are subject to change without notice.
Toll Free: 877.817.6028 | Fax: 415.592.1596 | www.DiodeLED.com | info@DiodeLED.com